
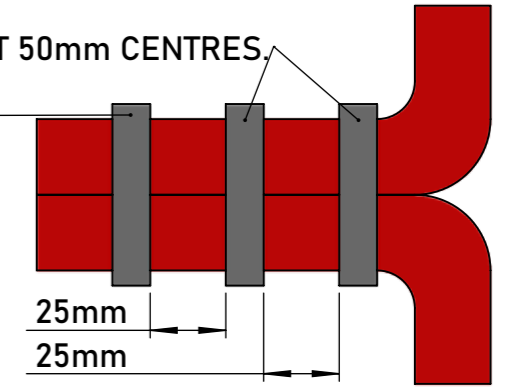


DO NOT SCALE. IF IN DOUBT ASK!

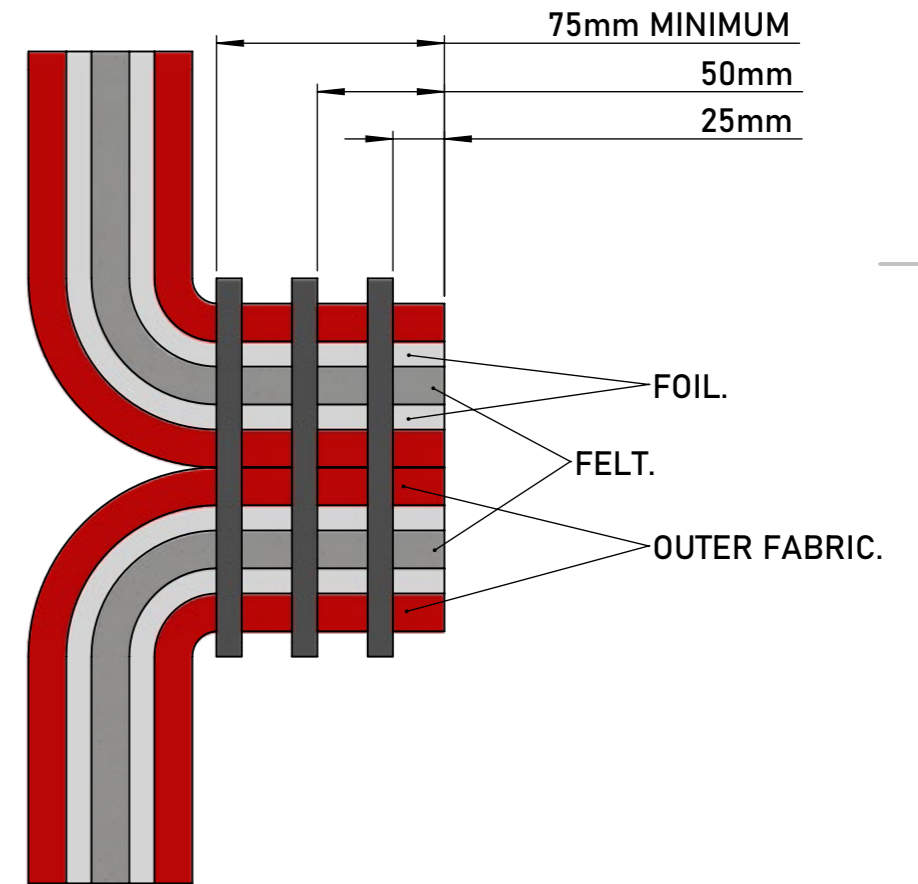


2 ROWS OF 12mm STAPLES STAGGERED AT 50mm CENTRES.
CLOSING STAPLES AT 150mm CENTRES.



USE 2 ROWS OF 12mm STAGGERED STAPLES AT 50mm CENTRES.
THE FIRST STAPLED ALONG THE FOLD.
THE SECOND AT 50mm FROM THE EDGE OF THE FABRIC.

FINALLY APPLY A CLOSING ROW OF STAPLES AT 150mm CENTRES,
25mm FROM THE EDGE OF THE FABRIC.



APOLLO LITE™ - HORIZONTAL BUTT JOINT

TBA PROTECTIVE TECHNOLOGIES LTD

UNIT 3, Transpennine Trading Estate, Gorrells Way
Rochdale, OL11 2PX, United Kingdom

T: +44 (0)1706 758 817
E: Technical@TBAFIREFLY.com
W: www.tbafirefly.com

ARTIST: JC

APPROVED: DA

DATE: 07/12/2022

SCALE: NTS

DRAWING NO:

A - 006

REVISION: 1

IN SEQUENCE: 1/1

ALL RIGHTS RESERVED. NO PARTS OF THIS DRAWING MAY BE USED REPRODUCED, ALTERED, STORED IN A RETRIEVAL SYSTEM OR TRANSMITTED IN ANY FORM OR BY ANY MEANS WITHOUT THE PRIOR WRITTEN PERMISSION OF TBA PROTECTIVE TECHNOLOGIES LTD. WHILST EVERY EFFORT HAS BEEN MADE TO COMPLY WITH THE CURRENT STATUTORY REGULATIONS, IT IS THE USER'S RESPONSIBILITY TO ENSURE THAT THE FINAL DETAILING AND INSTALLATION MEETS THE REQUIREMENTS OF RELEVANT REGULATORY AUTHORITY (OFTEN BUILDING CONTROL). PLEASE CHECK www.tbafirefly.com TO ENSURE THAT YOU ARE USING THE CORRECT AND CURRENT VERSION. COPYRIGHT 2022

