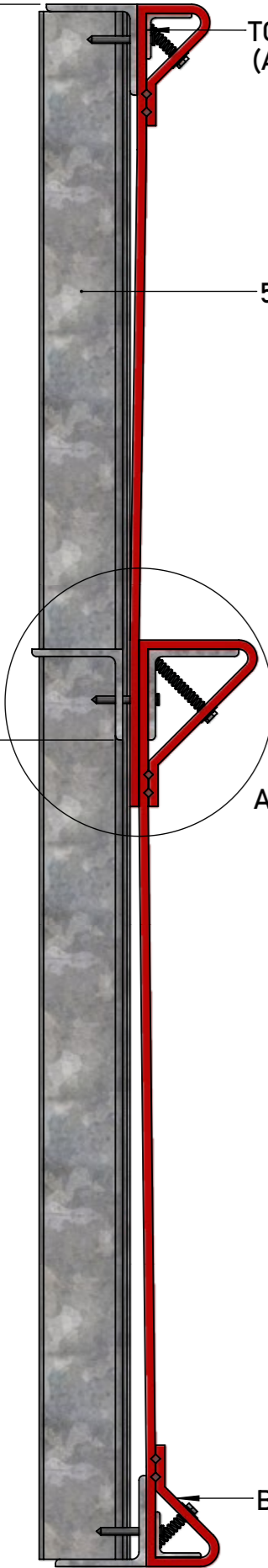


DO NOT SCALE. IF IN DOUBT ASK!

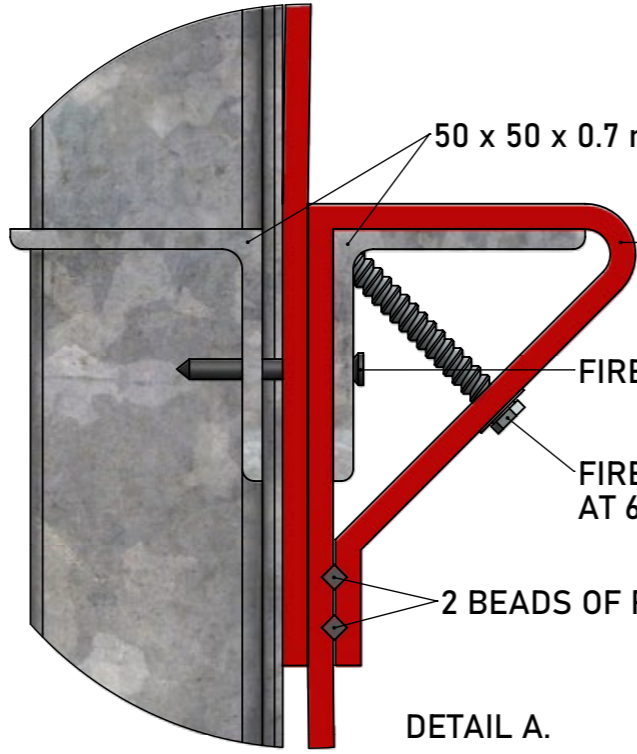
MECHANICAL SUPPORT REQUIRED EVERY 8m MAXIMUM,  
BOTH HORIZONTALLY AND VERTICALLY.



TOP FIX.  
(A-002)

50 x 50 x 0.7mm MINIMUM THICK CONTINUOUS GALVANISED ANGLE.

BOTTOM FIX.  
(A-004)



DETAIL A.

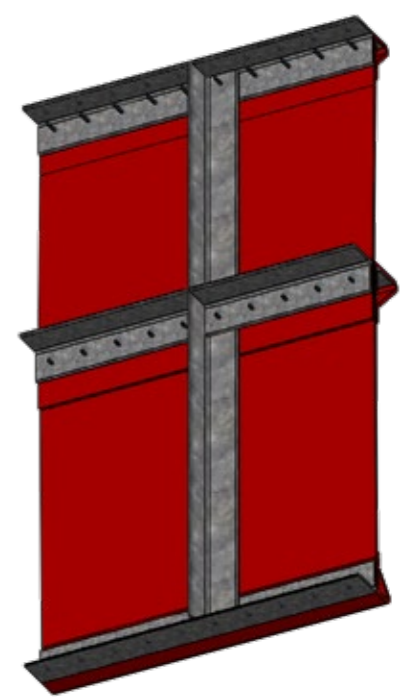
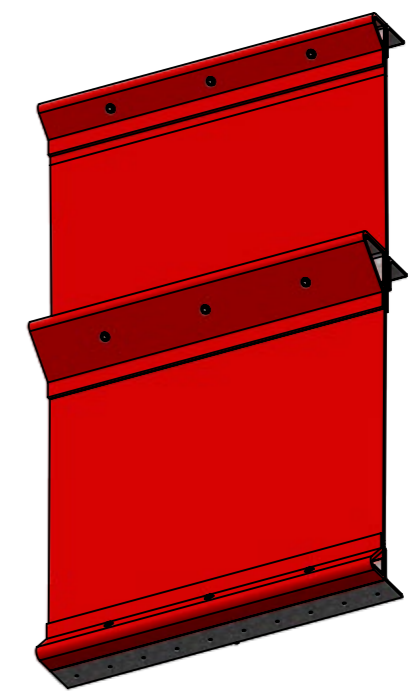
50 x 50 x 0.7 mm MINIMUM THICK CONTINUOUS GALVANISED ANGLE.

150mm MINIMUM OVERLAP FOLDED OVER TO COVER ANGLE.

FIRE RATED FIXINGS SECURING THE TWO HORIZONTAL ANGLES AT 250mm CENTRES.

FIRE RATED FIXINGS SECURING THE BARRIER TO THE ANGLE AT 600mm CENTRES.

2 BEADS OF FIREFLY™ HIGH TEMPERATURE ADHESIVE.



FOR LARGER INSTALLATIONS CONSIDER OTHER DESIGN/LOADING CRITERIA (e.g: WIND).  
CONTACT THE MANUFACTURER FOR CLARIFICATION ON NON-STANDARD INSTALLATIONS.

**APOLLO LITE™ - EXTENDED DROP**

TBA PROTECTIVE TECHNOLOGIES LTD  
UNIT 3, Transpennine Trading Estate, Gorrells Way  
Rochdale, OL11 2PX, United Kingdom  
T: +44 (0)1706 758 817  
E: Technical@TBAFIREFLY.com  
W: www.tbafirefly.com

ARTIST: JC  
APPROVED: DA  
DATE: 07/12/2022  
SCALE: NTS

DRAWING NO:  
**A - 017**  
REVISION: 7  
IN SEQUENCE: 1/1



ALL RIGHTS RESERVED. NO PARTS OF THIS DRAWING MAY BE USED REPRODUCED, ALTERED, STORED IN A RETRIEVAL SYSTEM OR TRANSMITTED IN ANY FORM OR BY ANY MEANS WITHOUT THE PRIOR WRITTEN PERMISSION OF TBA PROTECTIVE TECHNOLOGIES LTD. WHILST EVERY EFFORT HAS BEEN MADE TO COMPLY WITH THE CURRENT STATUTORY REGULATIONS, IT IS THE USER'S RESPONSIBILITY TO ENSURE THAT THE FINAL DETAILING AND INSTALLATION MEETS THE REQUIREMENTS OF RELEVANT REGULATORY AUTHORITY (OFTEN BUILDING CONTROL). PLEASE CHECK [www.tbafirefly.com](http://www.tbafirefly.com) TO ENSURE THAT YOU ARE USING THE CORRECT AND CURRENT VERSION. COPYRIGHT 2022