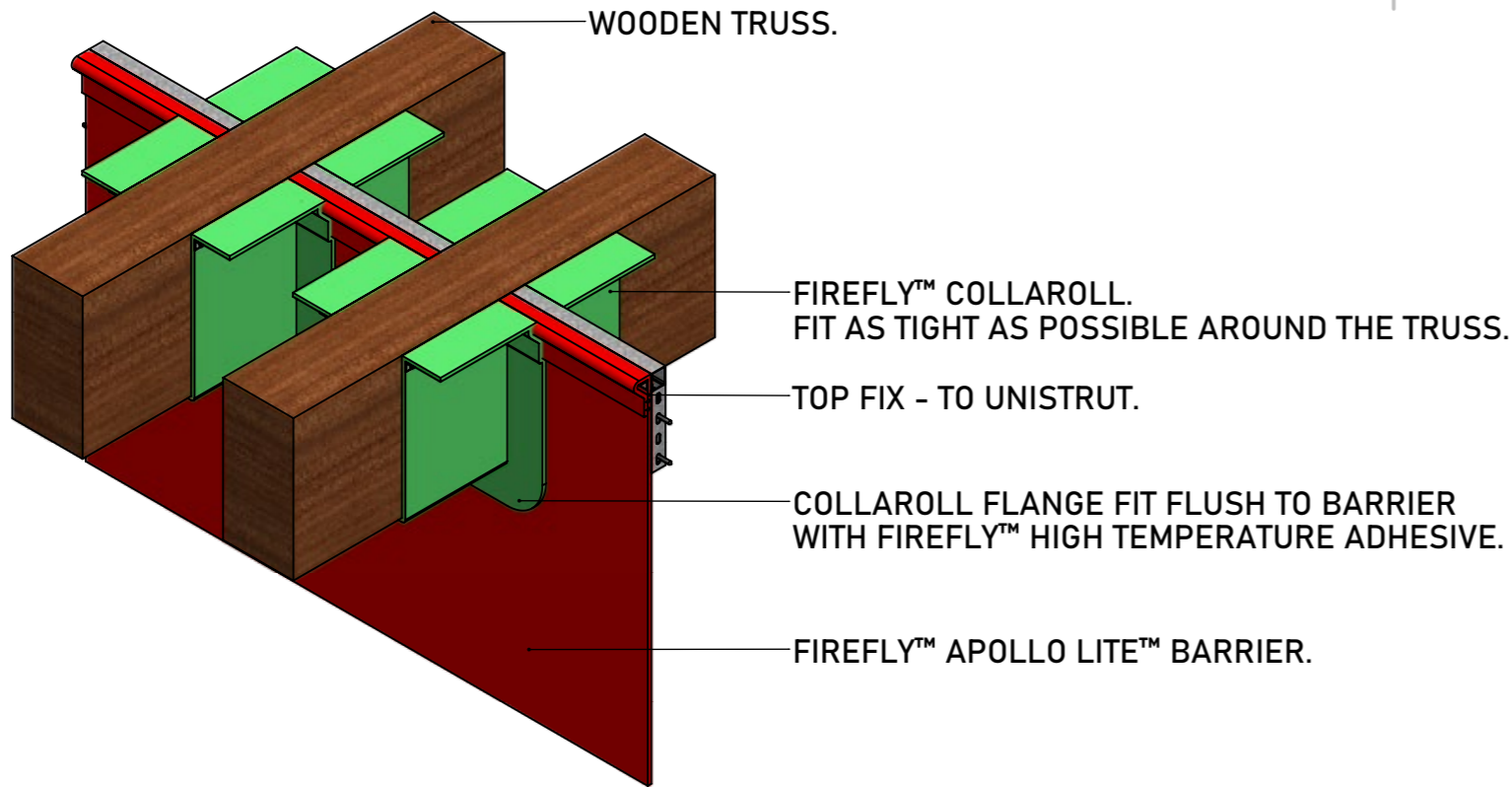
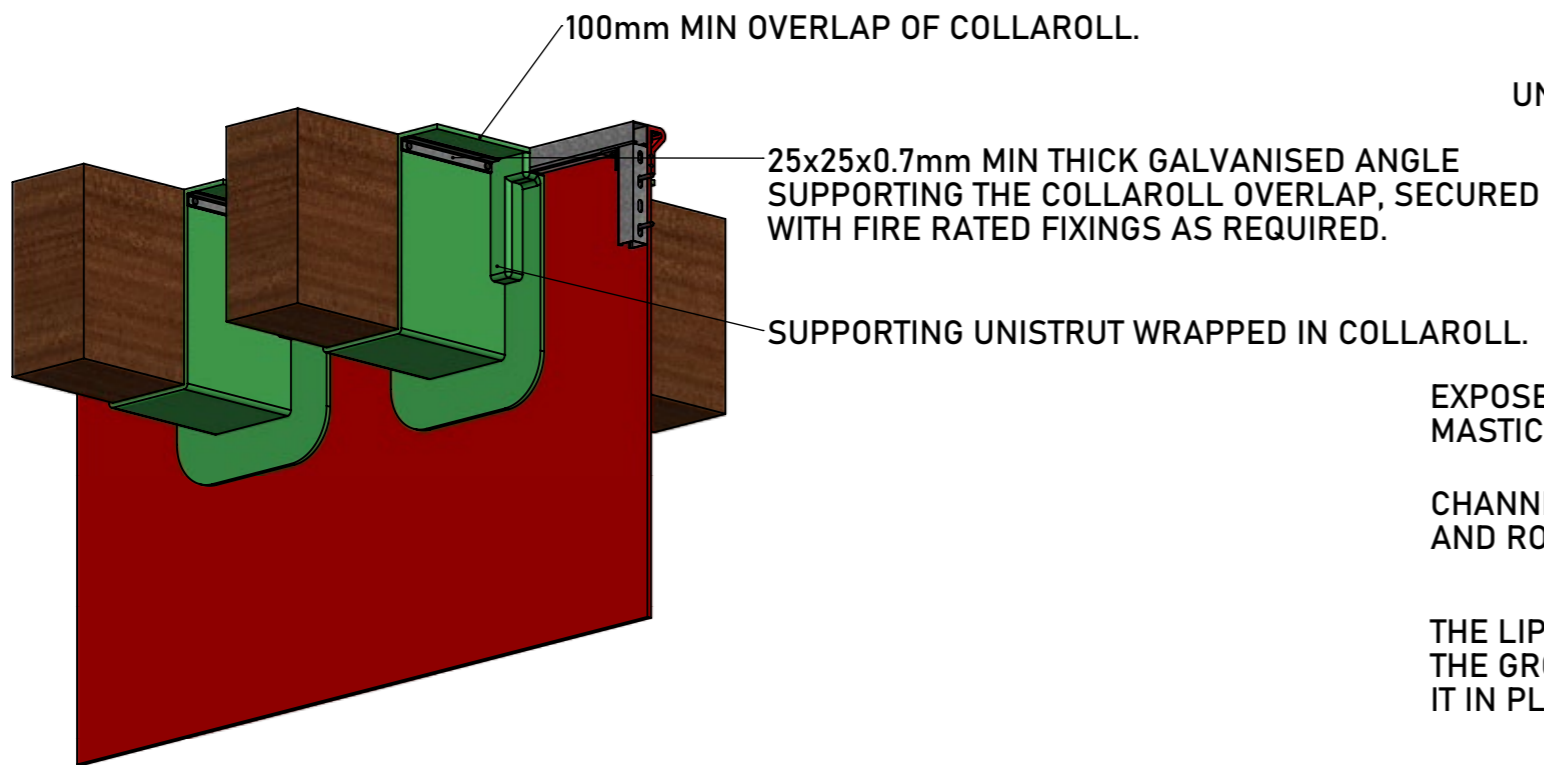
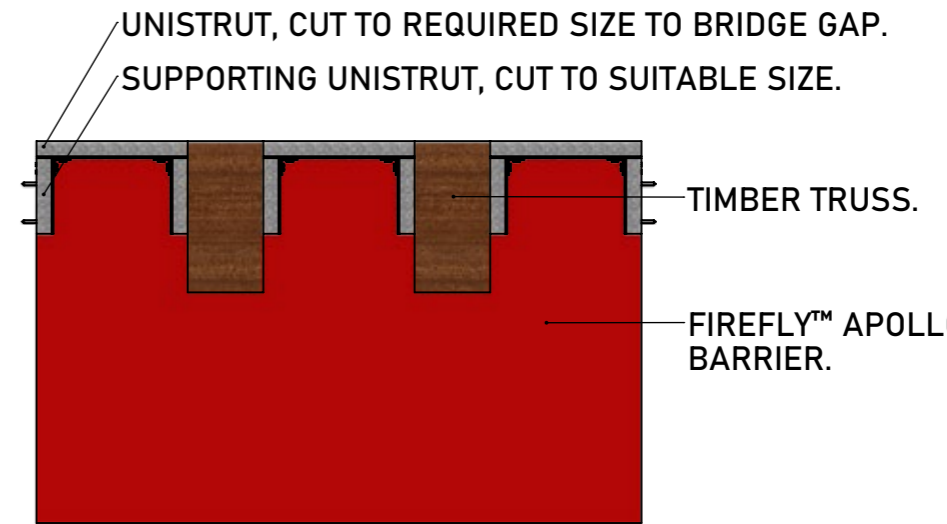


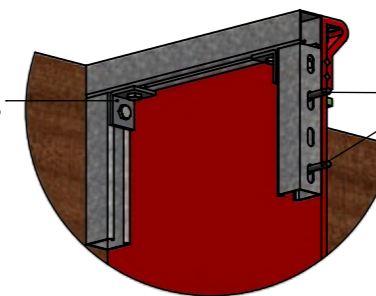
DO NOT SCALE. IF IN DOUBT ASK!



SUPPORT DETAILS.



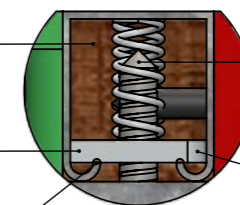
UNISTRUT MOUNTING BRACKET.



EXPOSED TRUSS COATED IN ACRYLIC MASTIC AFTER INSTALL.

CHANNEL NUT INSERTED FIRST AND ROTATED INTO LOCK POSITION.

THE LIP OF THE UNISTRUT SLOTS INTO THE GROOVE OF THE NUT ANCHORING IT IN PLACE.



LOCKING THE NUT WILL STABILIZE THE FIXING AND STRENGTHENS THE STRUCTURAL INTEGRITY OF THE UNISTRUT.

APOLLO LITE™ - SUPPORT ELEMENT NOT FIXED TO ROOF

TBA PROTECTIVE TECHNOLOGIES LTD

UNIT 3, Transpennine Trading Estate, Gorrells Way  
Rochdale, OL11 2PX, United Kingdom

T: +44 (0)1706 758 817  
E: Technical@TBAFIREFLY.com  
W: www.tbafirefly.com

ARTIST: JC

APPROVED: DA

DATE: 07/12/2022

SCALE: NTS

DRAWING NO:

A - 020

REVISION: 1

IN SEQUENCE: 1/1

ALL RIGHTS RESERVED. NO PARTS OF THIS DRAWING MAY BE USED REPRODUCED, ALTERED, STORED IN A RETRIEVAL SYSTEM OR TRANSMITTED IN ANY FORM OR BY ANY MEANS WITHOUT THE PRIOR WRITTEN PERMISSION OF TBA PROTECTIVE TECHNOLOGIES LTD. WHILST EVERY EFFORT HAS BEEN MADE TO COMPLY WITH THE CURRENT STATUTORY REGULATIONS, IT IS THE USER'S RESPONSIBILITY TO ENSURE THAT THE FINAL DETAILING AND INSTALLATION MEETS THE REQUIREMENTS OF RELEVANT REGULATORY AUTHORITY (OFTEN BUILDING CONTROL). PLEASE CHECK [www.tbafirefly.com](http://www.tbafirefly.com) TO ENSURE THAT YOU ARE USING THE CORRECT AND CURRENT VERSION. COPYRIGHT 2022

