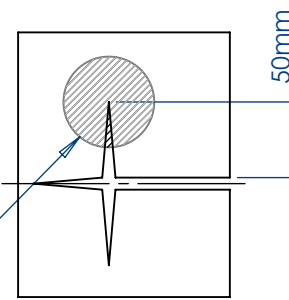




DO NOT SCALE. IF IN DOUBT ASK!

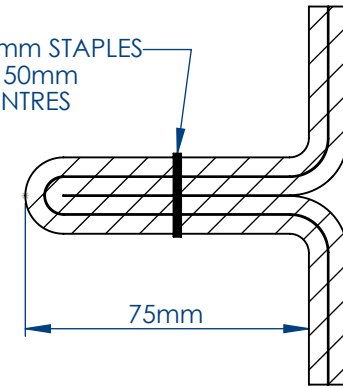
DETAIL 'A'
 CUT A SLOT AND FEATHER
 CIRCLE INTO THE FIREFLY™
 50mm BELOW THE CENTRE
 LINE OF THE PENETRATION.



LOCATION OF
 PENETRATION

METALLIC PENETRATION TUBE
 COLLAROLL OMITTED FOR
 CLARITY

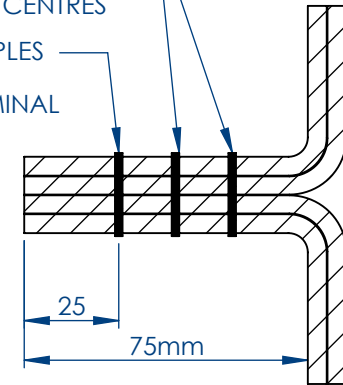
12mm STAPLES
 AT 50mm
 CENTRES



DETAIL 'B' - PLEAT JOINT

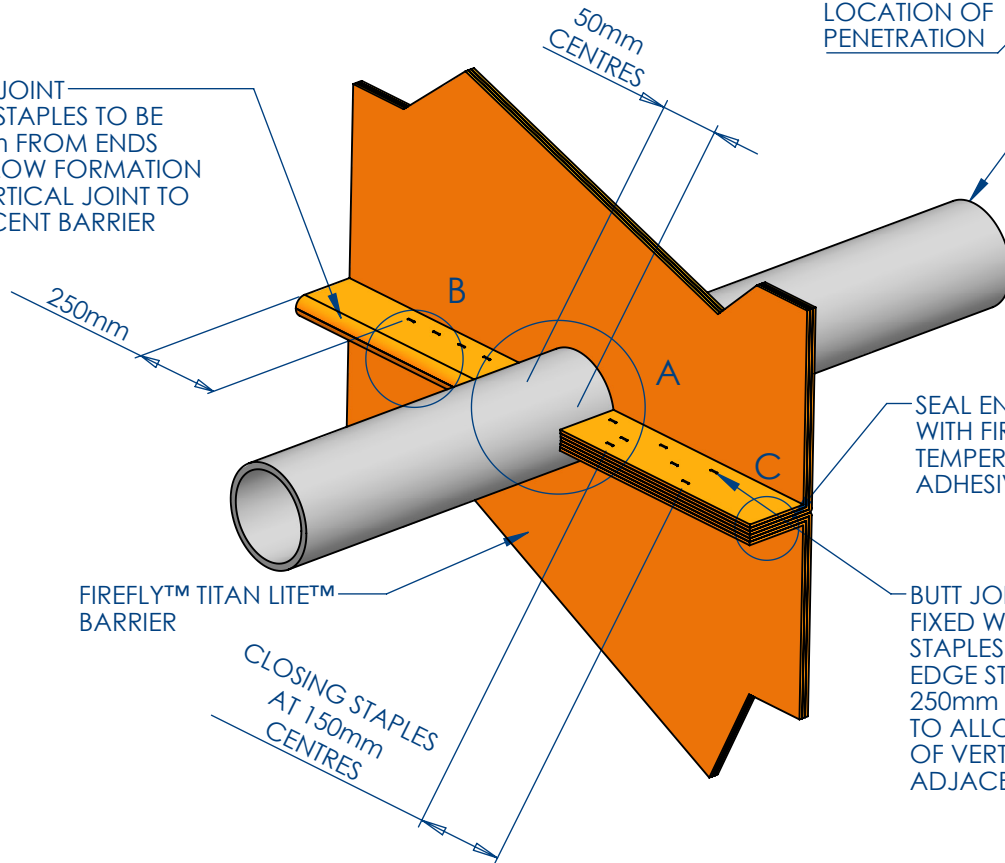
2 ROWS OF
 12mm STAPLES
 STAGGERED AT
 50mm CENTRES

CLOSING STAPLES
 AT 150mm
 CENTRES NOMINAL



DETAIL 'C' - BUTT JOINT

PLEAT JOINT
 EDGE STAPLES TO BE
 250mm FROM ENDS
 TO ALLOW FORMATION
 OF VERTICAL JOINT TO
 ADJACENT BARRIER



ALL RIGHTS RESERVED. NO PART OF THIS DRAWING MAY BE USED, REPRODUCED, ALTERED, STORED IN A RETRIEVAL SYSTEM OR TRANSMITTED IN ANY FORM OR BY ANY MEANS WITHOUT THE PRIOR WRITTEN PERMISSION OF TBA PROTECTIVE TECHNOLOGIES LTD. WHILST EVERY EFFORT HAS BEEN MADE TO COMPLY WITH THE CURRENT STATUTORY REGULATIONS, IT IS THE USER'S RESPONSIBILITY TO ENSURE THAT THE FINAL DETAILING AND INSTALLATION MEETS THE REQUIREMENTS OF RELEVANT REGULATORY AUTHORITY (OFTEN BUILDING CONTROL). PLEASE CHECK www.tbafirefly.com TO ENSURE THAT YOU ARE USING THE CORRECT AND CURRENT VERSION. COPYRIGHT 2019

TBA Protective Technologies Ltd
 Unit 3, Transpennine Trading Estate
 Gorrells Way, Rochdale, OL11 2PX
 United Kingdom
 T: +44 (0)1706 758 817
 E: technical@tbafirefly.com
 W: www.tbafirefly.com



Drawn By: RJ

Approved By: MPR

Scale: NTS

Date: 28/05/2020

Title: FIREFLY™ TITAN LITETM
 BUTT & PLEAT JOINT

Drawing No.

T/010

Rev:

1