



DO NOT SCALE. IF IN DOUBT ASK!

D

C

B

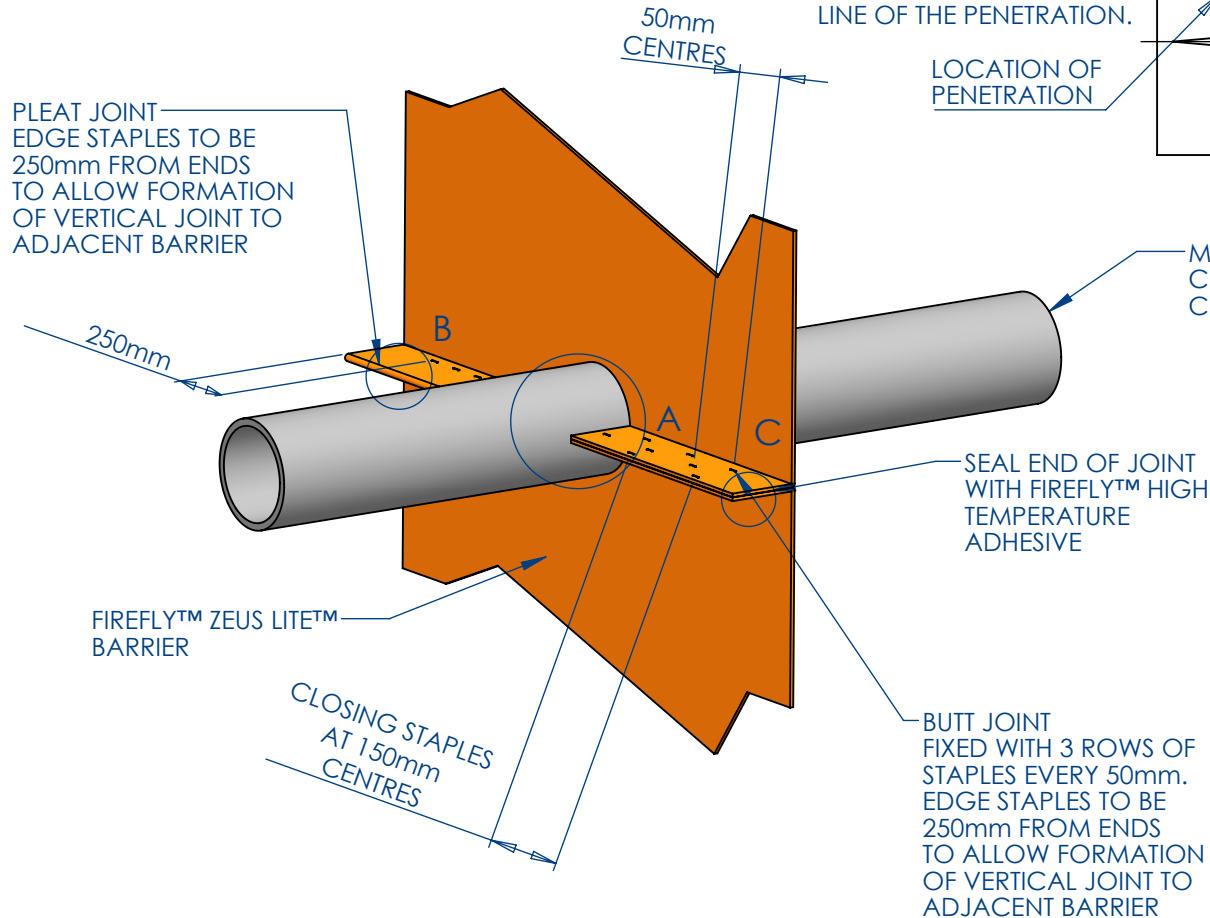
A

D

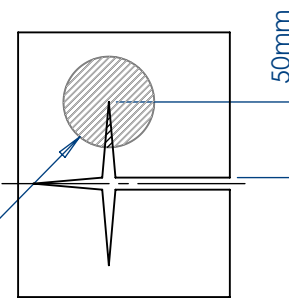
C

B

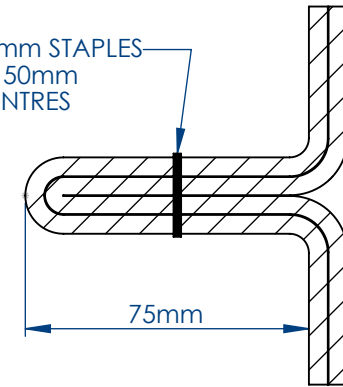
A



**DETAIL 'A'**  
CUT A SLOT AND FEATHER  
CIRCLE INTO THE FIREFLY™  
50mm BELOW THE CENTRE  
LINE OF THE PENETRATION.

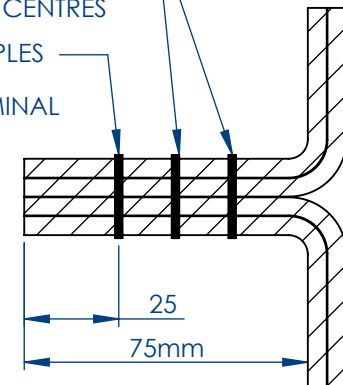


12mm STAPLES  
AT 50mm  
CENTRES



**DETAIL 'B' - PLEAT JOINT**

2 ROWS OF  
12mm STAPLES  
STAGGERED AT  
50mm CENTRES  
CLOSING STAPLES  
AT 150mm  
CENTRES NOMINAL



**DETAIL 'C' - BUTT JOINT**

ALL RIGHTS RESERVED. NO PART OF THIS DRAWING MAY BE USED, REPRODUCED, ALTERED, STORED IN A RETRIEVAL SYSTEM OR TRANSMITTED IN ANY FORM OR BY ANY MEANS WITHOUT THE PRIOR WRITTEN PERMISSION OF TBA PROTECTIVE TECHNOLOGIES LTD. WHILST EVERY EFFORT HAS BEEN MADE TO COMPLY WITH THE CURRENT STATUTORY REGULATIONS, IT IS THE USER'S RESPONSIBILITY TO ENSURE THAT THE FINAL DETAILING AND INSTALLATION MEETS THE REQUIREMENTS OF RELEVANT REGULATORY AUTHORITY (OFTEN BUILDING CONTROL). PLEASE CHECK [www.tbafirefly.com](http://www.tbafirefly.com) TO ENSURE THAT YOU ARE USING THE CORRECT AND CURRENT VERSION. COPYRIGHT 2019

TBA Protective Technologies Ltd  
Unit 3, Transpennine Trading Estate  
Gorrells Way, Rochdale, OL11 2PX  
United Kingdom  
T: +44 (0)1706 758 817  
E: [technical@tbafirefly.com](mailto:technical@tbafirefly.com)  
W: [www.tbafirefly.com](http://www.tbafirefly.com)



Drawn By: RJ

Approved By: MPR

Scale: NTS

Date: 06/06/2020

Title: FIREFLY™ ZEUS LITE™  
BUTT & PLEAT JOINT

Drawing No.

Z/010

Rev:

1

1

2

3

4