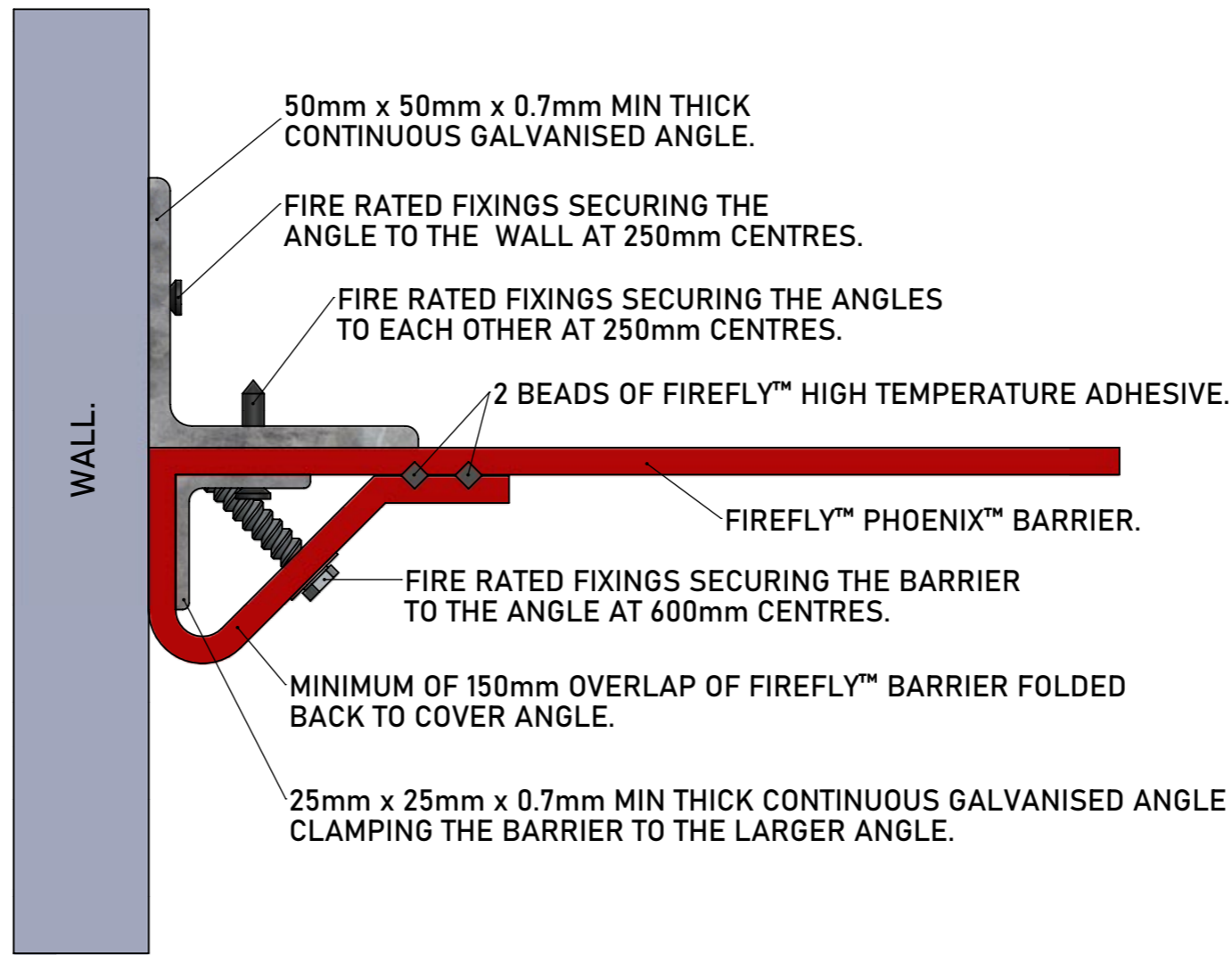




DO NOT SCALE. IF IN DOUBT ASK!

THESE INSTRUCTIONS ARE FOR INSTALLING VERTICAL PROTECTION.  
THE CENTRE ILLUSTRATION HAS BEEN ROTATED (90°) FOR VISUAL CLARITY.

EXPOSED ANGLE.



PROTECTED ANGLE.



PHOENIX™ - SIDE FIXING

TBA PROTECTIVE TECHNOLOGIES LTD

UNIT 3, Transpennine Trading Estate, Gorrells Way  
Rochdale, OL11 2PX, United Kingdom

T: +44 (0)1706 758 817  
E: Technical@TBAFIREFLY.com  
W: www.tbafirefly.com

ARTIST: JC

APPROVED: DA

DATE: 07/12/2022

SCALE: NTS

DRAWING NO:

P - 003

REVISION: 1

IN SEQUENCE: 1/1

ALL RIGHTS RESERVED. NO PARTS OF THIS DRAWING MAY BE USED REPRODUCED, ALTERED, STORED IN A RETRIEVAL SYSTEM OR TRANSMITTED IN ANY FORM OR BY ANY MEANS WITHOUT THE PRIOR WRITTEN PERMISSION OF TBA PROTECTIVE TECHNOLOGIES LTD. WHILST EVERY EFFORT HAS BEEN MADE TO COMPLY WITH THE CURRENT STATUTORY REGULATIONS, IT IS THE USER'S RESPONSIBILITY TO ENSURE THAT THE FINAL DETAILING AND INSTALLATION MEETS THE REQUIREMENTS OF RELEVANT REGULATORY AUTHORITY (OFTEN BUILDING CONTROL). PLEASE CHECK [www.tbafirefly.com](http://www.tbafirefly.com) TO ENSURE THAT YOU ARE USING THE CORRECT AND CURRENT VERSION. COPYRIGHT 2022

