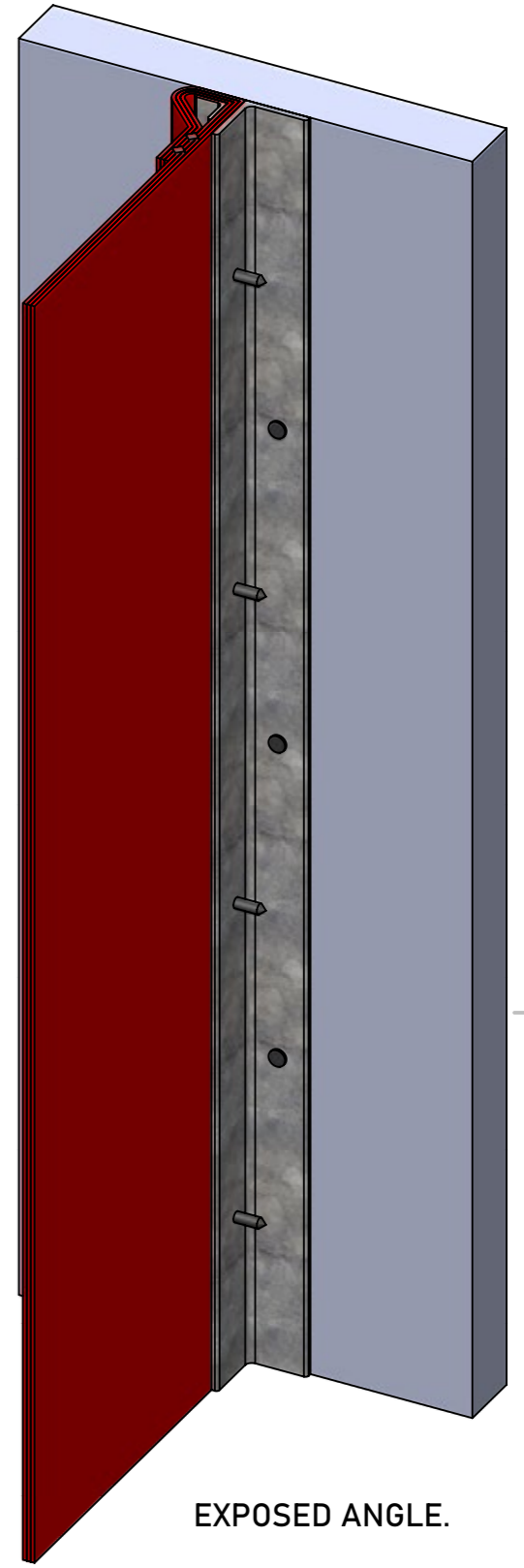
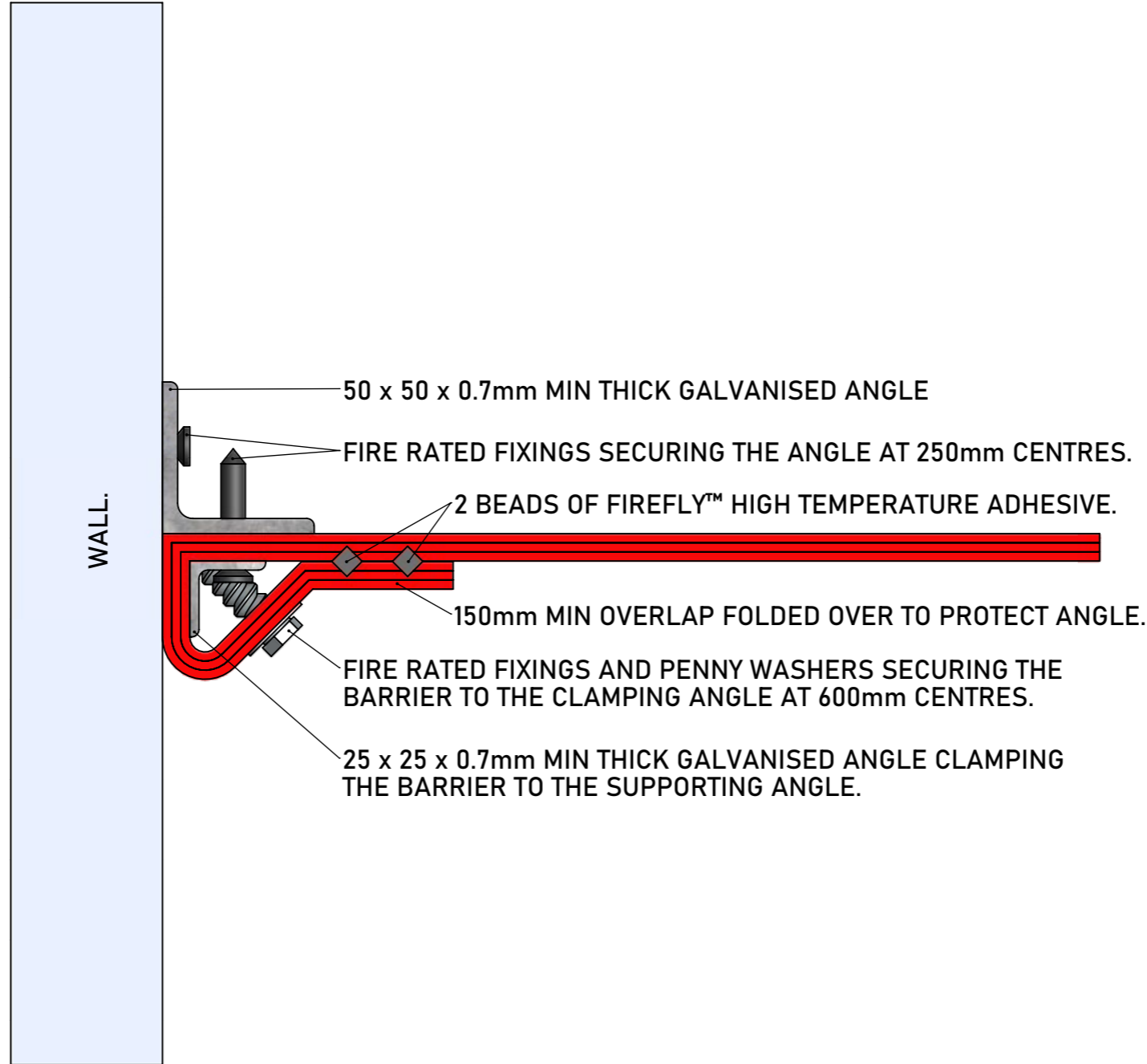



DO NOT SCALE. IF IN DOUBT ASK!

THESE INSTRUCTIONS ARE FOR INSTALLING VERTICAL PROTECTION.
THE CENTRE ILLUSTRATIONS HAS BEEN ROTATED BY (90°) FOR VISUAL CLARITY



TITAN LITE™ IS A 3 LAYER SYSTEM AND MUST BE INSTALLED AS SUCH.

TITAN LITE™ - SIDE FIX

TBA PROTECTIVE TECHNOLOGIES LTD UNIT 3, Transpennine Trading Estate, Gorrells Way Rochdale, OL11 2PX, United Kingdom T: +44 (0)1706 758 817 E: Technical@TBAFIREFLY.com W: www.tbafirefly.com	ARTIST: JC	DRAWING NO:
	APPROVED: DA	T - 003
	DATE: 07/12/2022	REVISION: 1
	SCALE: NTS	IN SEQUENCE: 1/1

ALL RIGHTS RESERVED. NO PARTS OF THIS DRAWING MAY BE USED REPRODUCED, ALTERED, STORED IN A RETRIEVAL SYSTEM OR TRANSMITTED IN ANY FORM OR BY ANY MEANS WITHOUT THE PRIOR WRITTEN PERMISSION OF TBA PROTECTIVE TECHNOLOGIES LTD. WHILST EVERY EFFORT HAS BEEN MADE TO COMPLY WITH THE CURRENT STATUTORY REGULATIONS, IT IS THE USER'S RESPONSIBILITY TO ENSURE THAT THE FINAL DETAILING AND INSTALLATION MEETS THE REQUIREMENTS OF RELEVANT REGULATORY AUTHORITY (OFTEN BUILDING CONTROL). PLEASE CHECK www.tbafirefly.com TO ENSURE THAT YOU ARE USING THE CORRECT AND CURRENT VERSION. COPYRIGHT 2022

