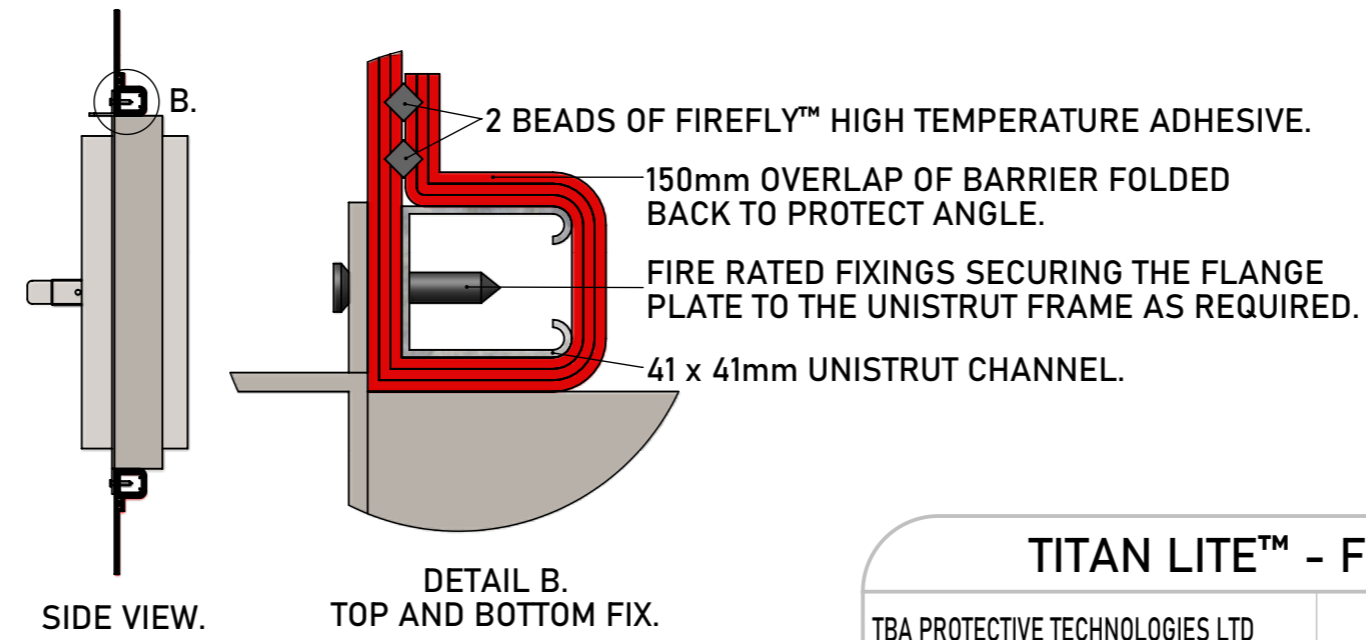
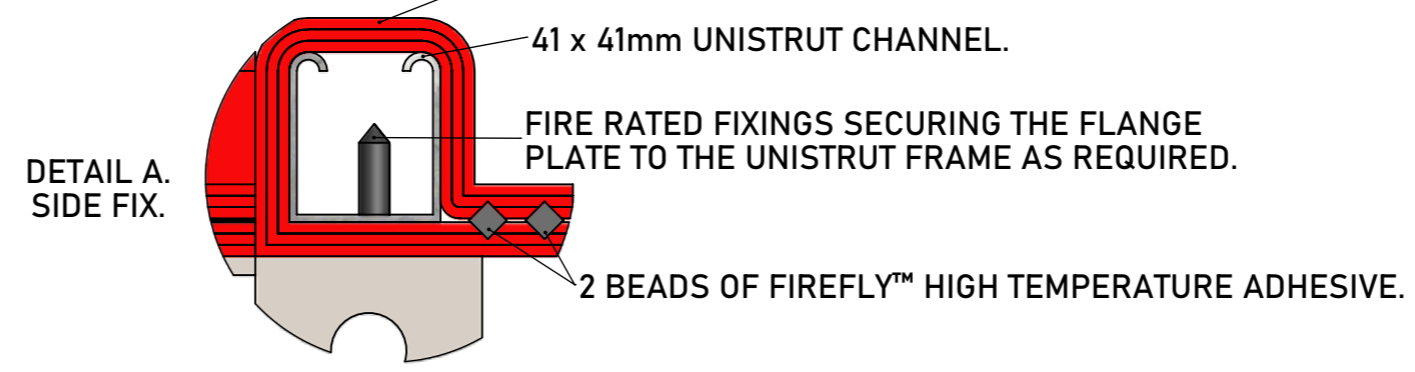
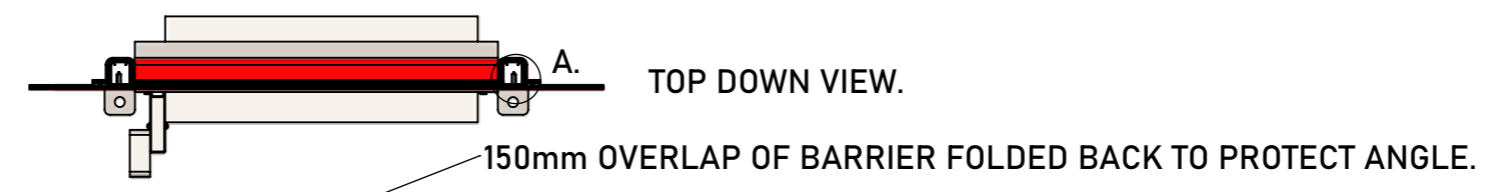

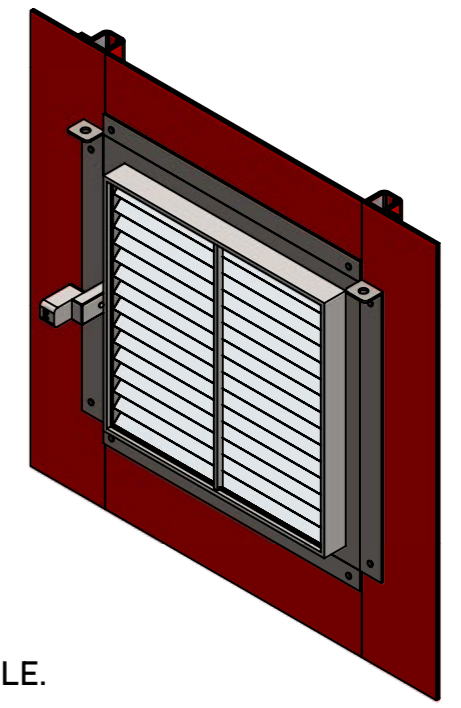
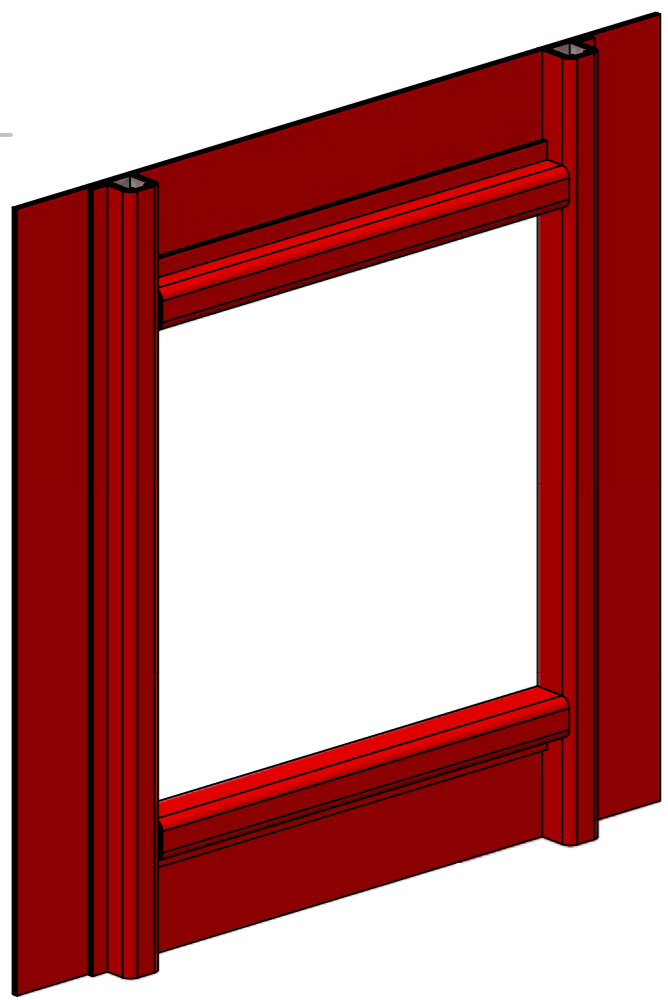



DO NOT SCALE. IF IN DOUBT ASK!

THIS DETAIL IS ABOUT PRE-WRAPPING THE FIRE DAMPER FRAME.  
FOR CONSTRUCTION WHERE DAMPER IS ALREADY INSTALLED SEE (T-403).

EACH UNISTRUT CHANNEL IS WRAPPED IN FIREFLY™ TITAN LITE™ BARRIER AND FIXED WITH FIRE RATED FIXINGS AND PENNY WASHERS AT 600mm CENTRES. THE BARRIER IS THEN FIXED WITH THE RELEVANT TOP/BOTTOM/SIDE FIX TO THE RELEVANT WALL/FLOOR/SOFFIT.



TITAN LITE™ - FIRE DAMPER INTO FRAMEWORK

TBA PROTECTIVE TECHNOLOGIES LTD UNIT 3, Transpennine Trading Estate, Gorrells Way Rochdale, OL11 2PX, United Kingdom T: +44 (0)1706 758 817 E: Technical@TBAFIREFLY.com W: www.tbafirefly.com	ARTIST: JC	DRAWING NO:
	APPROVED: DA	T - 403B
	DATE: 07/12/2022	REVISION: 1
	SCALE: NTS	IN SEQUENCE: 1/1

ALL RIGHTS RESERVED. NO PARTS OF THIS DRAWING MAY BE USED REPRODUCED, ALTERED, STORED IN A RETRIEVAL SYSTEM OR TRANSMITTED IN ANY FORM OR BY ANY MEANS WITHOUT THE PRIOR WRITTEN PERMISSION OF TBA PROTECTIVE TECHNOLOGIES LTD. WHILST EVERY EFFORT HAS BEEN MADE TO COMPLY WITH THE CURRENT STATUTORY REGULATIONS, IT IS THE USER'S RESPONSIBILITY TO ENSURE THAT THE FINAL DETAILING AND INSTALLATION MEETS THE REQUIREMENTS OF RELEVANT REGULATORY AUTHORITY (OFTEN BUILDING CONTROL). PLEASE CHECK [www.tbafirefly.com](http://www.tbafirefly.com) TO ENSURE THAT YOU ARE USING THE CORRECT AND CURRENT VERSION. COPYRIGHT 2022

