


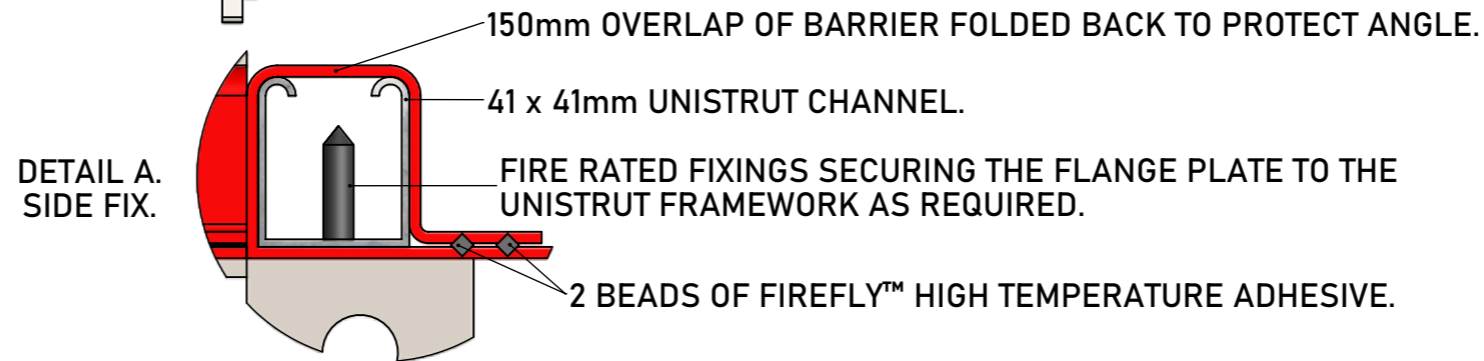
DO NOT SCALE. IF IN DOUBT ASK!

THIS DETAIL IS ABOUT PRE-WRAPPING THE FIRE DAMPER FRAME.  
FOR CONSTRUCTION WHERE DAMPER IS ALREADY INSTALLED SEE (Z-403).

EACH UNISTRUT CHANNEL IS WRAPPED IN FIREFLY™ BARRIER AND FIXED WITH  
FIRE RATED FIXINGS AND PENNY WASHERS AT 600mm CENTRES.  
THE BARRIER IS THEN FIXED WITH THE RELEVANT TOP/BOTTOM/SIDE FIX TO THE RELEVANT WALL/FLOOR/SOFFIT.

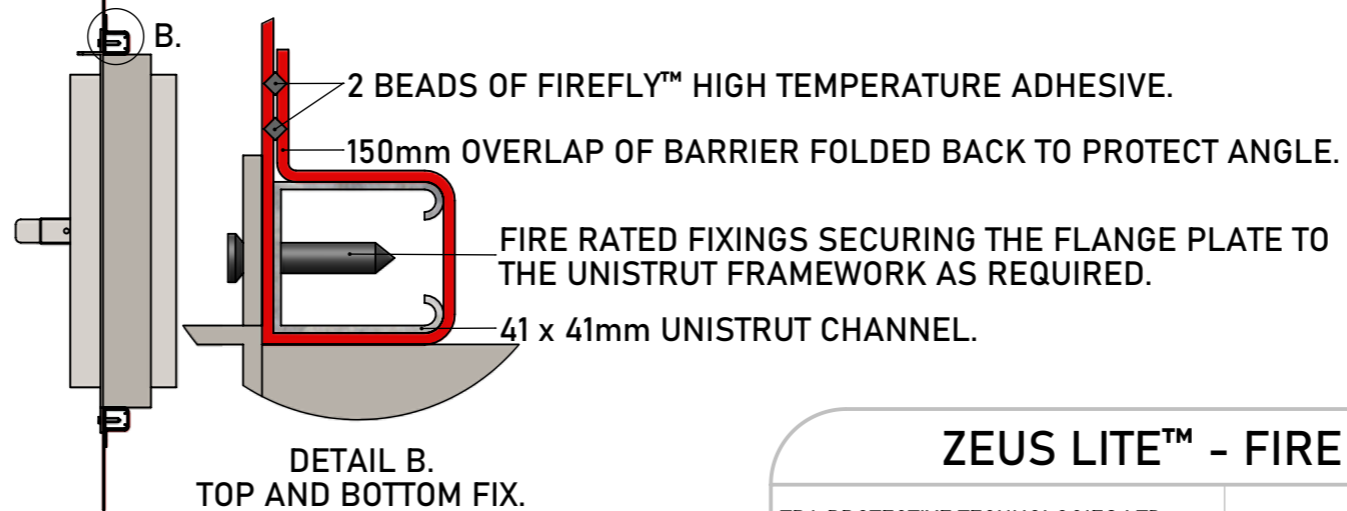


TOP DOWN VIEW.


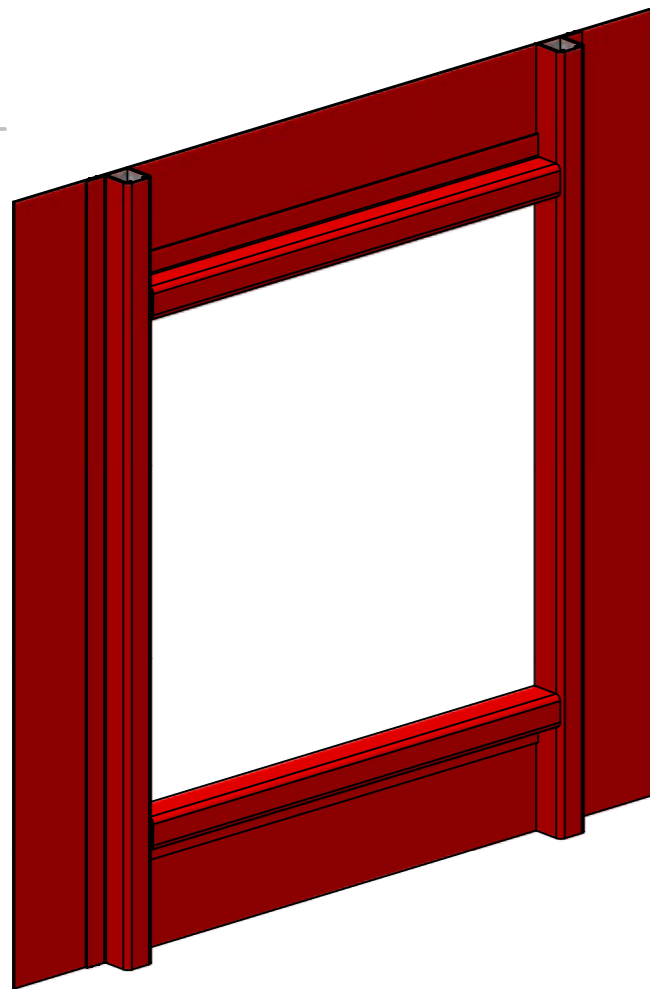
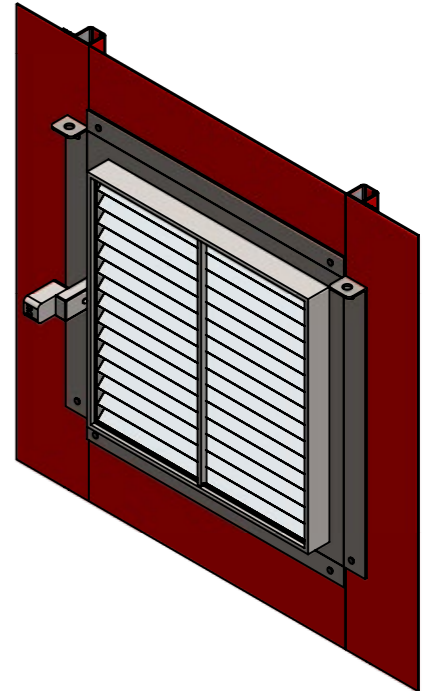


DETAIL A.  
SIDE FIX.

SIDE VIEW.



DETAIL B.  
TOP AND BOTTOM FIX.



**ZEUS LITE™ - FIRE DAMPER INTO FRAMEWORK**

TBA PROTECTIVE TECHNOLOGIES LTD

ARTIST: JC

DRAWING NO:

UNIT 3, Transpennine Trading Estate, Gorrells Way  
Rochdale, OL11 2PX, United Kingdom

APPROVED: DA

**Z - 403B**

T: +44 (0)1706 758 817  
E: Technical@TBAFIREFLY.com  
W: www.tbafirefly.com

DATE: 07/12/2022

REVISION: 1

SCALE: NTS

IN SEQUENCE: 1/1

ALL RIGHTS RESERVED. NO PARTS OF THIS DRAWING MAY BE USED REPRODUCED, ALTERED, STORED IN A RETRIEVAL SYSTEM OR TRANSMITTED IN ANY FORM OR BY ANY MEANS WITHOUT THE PRIOR WRITTEN PERMISSION OF TBA PROTECTIVE TECHNOLOGIES LTD. WHILST EVERY EFFORT HAS BEEN MADE TO COMPLY WITH THE CURRENT STATUTORY REGULATIONS, IT IS THE USER'S RESPONSIBILITY TO ENSURE THAT THE FINAL DETAILING AND INSTALLATION MEETS THE REQUIREMENTS OF RELEVANT REGULATORY AUTHORITY (OFTEN BUILDING CONTROL). PLEASE CHECK [www.tbafirefly.com](http://www.tbafirefly.com) TO ENSURE THAT YOU ARE USING THE CORRECT AND CURRENT VERSION.  
COPYRIGHT 2022

